



**SBP2[®] PENDANT
PUSHBUTTON STATIONS**

THE LIGHTWEIGHT
PENDANT STATION FOR
HEAVYWEIGHT
APPLICATIONS



MAGNETEK
MATERIAL HANDLING

ELECTROMOTIVE SYSTEMS

THE LIGHTWEIGHT PENDANT STATION FOR HEAVYWEIGHT APPLICATIONS

COMPLETE PENDANT STATIONS

- 2, 4, 6, 8, 10, or 12 button configurations
- 1, 2, or 3 speed operations
- Suitable for AC or DC applications
- Standard or custom pendant stations
- UL/cUL/CSA Listed

ERGONOMIC DESIGN

- Lightweight, ergonomic design — most models weigh under 2 pounds
- Slim-line pendant rests comfortably in the palm of your hand
- Optimum control and performance with less effort and fatigue than traditional pendants

QUICK DELIVERY

- Most SBP2 Pendants are available from stock and can be shipped the day the order is placed

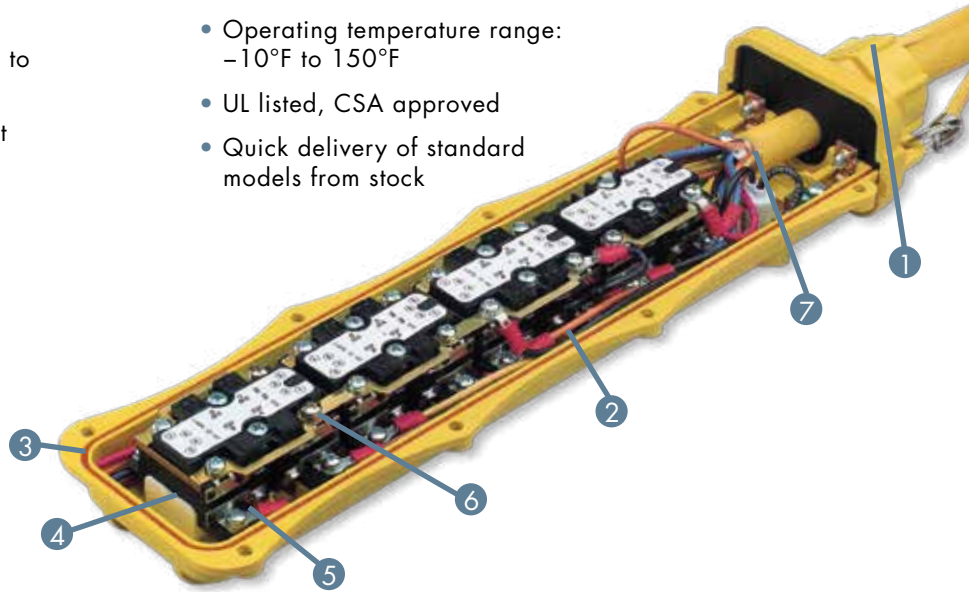
SUPERIOR DURABILITY

- SBP2 was designed to survive even in harsh environments
- High-impact resistant, watertight enclosure is ideally suited for any industrial application



STANDARD FEATURES

- 1 Cable grip clamps provide a watertight sealed connection between cable and enclosure
 - 2 Ample enclosure space for switch wiring
 - 3 An elastic, chemically resistant gasket ensures a tight seal between the two enclosure halves
 - 4 Switches are protected from internal and external contaminants
 - 5 Threaded ultra-sonic inserts are included with enclosure to prevent lost hardware during assembly
 - 6 Common circuit is pre-wired on all switches to simplify wiring
 - 7 A shrouded knock-out hole for optional pilot light or horn button
- Ergonomic design for increased comfort and decreased fatigue
 - Impact resistant pendant enclosure is double insulated, chemically resistant, and rated NEMA 1, 3, 4, 4X, and 12
 - Mechanical interlocks on single- and two-speed switches for enhanced safety
 - Cumulative contacts on two- and three-speed switches provide precise detent feel
 - Switches are rated 3 Amp, 250 Vac and 2 Amp, 24 Vdc
 - Easy-to-read button functions
 - Dual stainless steel hanger rings allow for easy attachment to strain relief cable
 - Easily removable button hoods and nameplates
 - Operating temperature range: -10°F to 150°F
 - UL listed, CSA approved
 - Quick delivery of standard models from stock





PENDANT STATION OPTIONS

Configured with the various accessories listed below, SBP2 may be customized to meet any application requirement.

- Maintained two button on/off (in lieu of standard momentary on/off)
- Single speed switch inserts with one normally closed (N.C.) and one normally open (N.O.) contact per button
- 120 Volt AC pilot light (mounting in upper left hand accessory hole and/or standard button hole)
- On/Off key switch
- Two and three position selector switches
- Plug and/or receptacle quick disconnect for flange mount or in-line applications available as components, or pre-wired to pendant cable — consult factory
- Red mushroom on/off switch
- Blank to cover button hole
- J-Box mounting for additional switches and/or indicating lights
- Tandem mounting (6-12 button pendants) for multifunction/automation applications
- Stainless steel wire mesh cable grip
- Custom single and double J-box configurations are available — consult factory

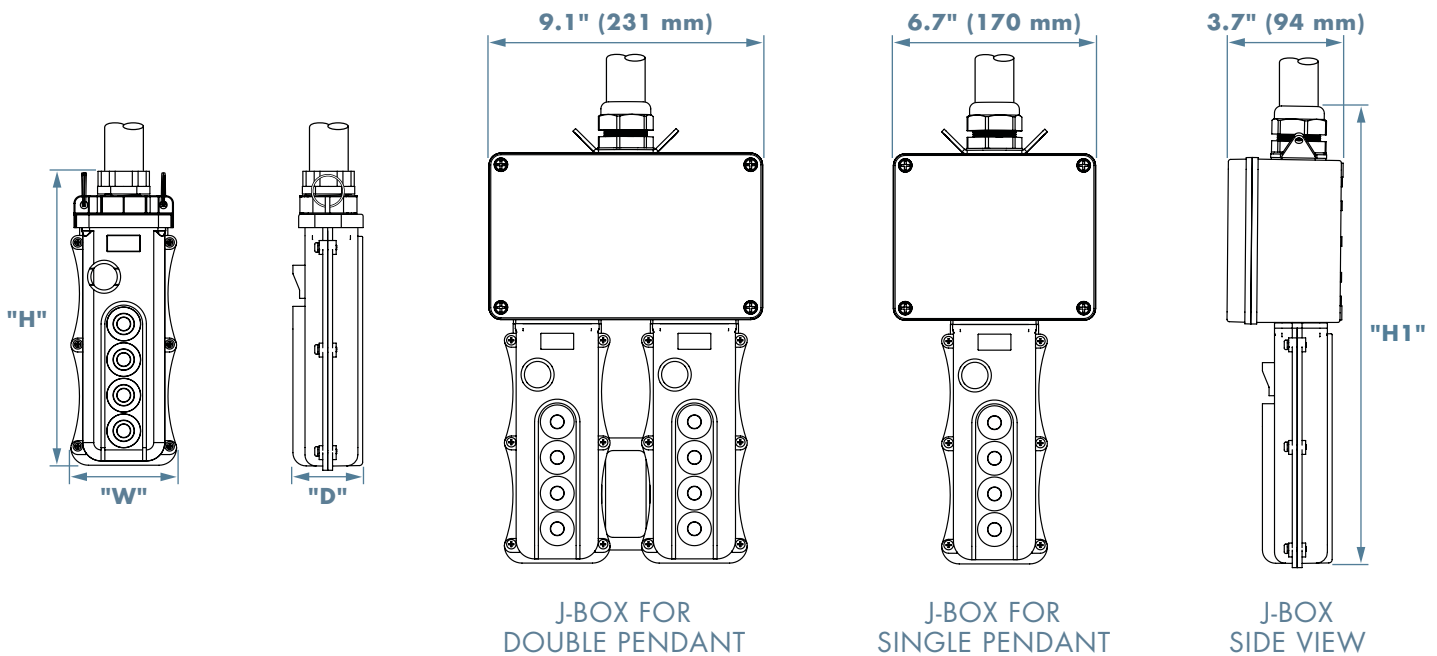
Housings of the SBP2 pendant pushbutton station are made from polycarbonate, an impact resistant polymer material. This material has proven durable in most industrial environments. Like all plastics, it is susceptible to some chemicals. In particular, some machine shop cutting fluids and wire drawing lubricants can lead to cracks in the housings. Polyamide (nylon) housings are available as an option for these applications. If your business uses materials or chemicals that may come in contact with the SBP2, please consult with Magnetek about the use of this product in your environment.





SPECIFICATIONS

ENCLOSURE SIZE	INCHES (mm)				APPROX. PENDANT WEIGHT	
	H	H1	W	D	Lbs.	KG.
2 Button	7.41 (188)	12.91 (328)	3.52 (90)	2.31 (59)	.75	.34
4 Button	9.77 (248)	15.27 (388)	3.52 (90)	2.31 (59)	1	.45
6 Button	12.12 (308)	17.62 (448)	3.52 (90)	2.31 (59)	1.4	.64
8 Button	14.50 (368)	20.00 (508)	3.52 (90)	2.31 (59)	1.6	.73
10 Button	17.00 (432)	22.50 (572)	3.52 (90)	2.31 (59)	1.85	.84
12 Button	19.75 (502)	25.25 (641)	3.52 (90)	2.31 (59)	2.1	.95



ORDERING INFORMATION


COMPLETE STANDARD PENDANT STATIONS

	DESCRIPTION	CATALOG #
2 BUTTON	On/Off	SBP2-2-WB
	All One Speed	SBP2-2-WA
	All Two Speed	SBP2-2-WS
	All Three Speed	SBP2-2-WT
4 BUTTON	2-One Speed with On/Off	SBP2-4-WB
	2-Two Speed with On/Off	SBP2-4-WBS
	2-Three Speed with On/Off	SBP2-4-WBT
	All One Speed	SBP2-4-WA
	All Two Speed	SBP2-4-WS
	All Three Speed	SBP2-4-WT
6 BUTTON	4-One Speed with On/Off	SBP2-6-WB
	4-Two Speed with On/Off	SBP2-6-WBS
	4-Three Speed with On/Off	SBP2-6-WBT
	All One Speed	SBP2-6-WA
	All Two Speed	SBP2-6-WS
	All Three Speed	SBP2-6-WT
8 BUTTON	6-One Speed with On/Off	SBP2-8-WB
	6-Two Speed with On/Off	SBP2-8-WBS
	6-Three Speed with On/Off	SBP2-8-WBT
	All One Speed	SBP2-8-WA
	All Two Speed	SBP2-8-WS
	All Three Speed	SBP2-8-WT
10 BUTTON	8-One Speed with On/Off	SBP2-10-WB
	8-Two Speed with On/Off	SBP2-10-WBS
	8-Three Speed with On/Off	SBP2-10-WBT
	All One Speed	SBP2-10-WA
	All Two Speed	SBP2-10-WS
	All Three Speed	SBP2-10-WT
12 BUTTON	10-One Speed with On/Off	SBP2-12-WB
	10-Two Speed with On/Off	SBP2-12-WBS
	10-Three Speed with On/Off	SBP2-12-WBT
	All One Speed	SBP2-12-WA
	All Two Speed	SBP2-12-WS
	All Three Speed	SBP2-12-WT

Standard On/Off switch is momentary. For maintained On/Off, substitute B with the letter H in the catalog number.

CORD GRIP KIT – #CG-KIT

Consists of nut, friction ring, and a selection of five washers for cable, ranging in diameter from 0.375" to 0.812". Cord grip is provided with factory assembled standard and custom pendant stations.



ROUND STRAIN RELIEF CONTROL CABLE *

# OF CONDUCTORS	AWG	DIAMETER	WEIGHT	CATALOG#
8	16	0.500"	0.20	R-16/8SR
12	16	0.570"	0.25	R-16/12SR
16	16	0.630"	0.30	R-16/16SR
24	16	0.765"	0.40	R-16/24SR

Non-strain relief cable also available from stock.

* Requires strain relief hardware

STAINLESS STEEL MESH STRAIN RELIEF CABLE GRIPS

CABLE SIZE DIAMETER	CATALOG #
0.375"–0.437"	WRSP-208
0.437"–0.562"	WRSP-209
0.562"–0.625"	WRSP-210
0.625"–0.687"	WRSP-211
0.687"–0.812"	WRSP-212



SBP2 can be supplied with a cord grip and strain relief hardware when using strain relief cable. When using non-strain relief cable, a stainless steel wire mesh cable grip connection between the pendant enclosure and the cable may be used.



Wire mesh cable grip used with non-strain relief cable. One cable grip required at pendant and one at junction-box.



SBP2® CUSTOM PENDANT CONFIGURATIONS

Magnetek offers a wide array of standard pendant configurations. For applications where a standard assembly is not appropriate, a custom station will be pre-assembled and/or pre-wired by the factory according to your specifications. Custom pre-assembled models not wired to cable can be shipped the same day we receive your order.

To order a customized pendant station, a catalog number may be created by using the following:

- "SBP2" prefix
- Number of buttons in the enclosure (excluding pilot/horn accessory)
- Switch designator suffix(es) in installation order (top to bottom)—see example

EXAMPLE:

SBP2-8-RP-H2-S-A2-A2

Breakdown:

8 = 8 button enclosure

RP = Red pilot in upper left knock-out

H2 = Maintained on/off

S = 2 speed button

A2 = Single speed button

A2 = Single speed button

TECHNICAL ADVICE

- Pendant enclosures are designed for "paired" or two button switches. With that in mind, it is important to note that some accessories may need to be paired with a blank to cover buttonhole(s) where a switch is not installed.
- All SBP2 enclosures are available with a "knock out" in the upper left corner of the station. When utilized, this opening accommodates the mounting of a single momentary button (horn) or pilot light, sized just for the upper left position. No other SBP2 accessories can be mounted in the upper left position.
- All button positions should be accounted for (except the upper left position) when ordering a custom configuration. Button labels may be noted and are applied at no extra charge.
- Custom configured pendant stations may be pre-wired at the factory using Magnetek's strain or non-strain round pendant cable. Submit a wiring diagram or layout sketch with the order for non-standard wiring to your specifications.

**For more information, contact
Magnetek Material Handling or your
local Magnetek Sales Representative.**

ACCESSORIES/REPLACEMENT PARTS

	DESCRIPTION	CATALOG #	SWITCH DESIGNATOR SUFFIX
ENCLOSURE WITHOUT SWITCHES	2 Button Enclosure*	SBP2-E2	-2
	4 Button Enclosure*	SBP2-E4	-4
	6 Button Enclosure*	SBP2-E6	-6
	8 Button Enclosure*	SBP2-E8	-8
	10 Button Enclosure*	SBP2-E10	-10
	12 Button Enclosure*	SBP2-E12	-12
TWO BUTTON SWITCHES	Single Speed (1 N.O. Contact per Button)	SBP2-A2	-A2
	Single Speed (1 N.O. & 1 N.C. Contact per Button)	SBP2-AB2	-AB2
	Single Speed (Each Button has 2 N.O. Contacts)	SBP2-D2	-D2
	Two Speed	SBP2-S	-S
	Three Speed	SBP2-T	-T
	Momentary On/Off	SBP2-B	-B
	Maintained On/Off	SBP2-H2	-H2
Maintained On/Off (N.O. & N.C. per Button)	SBP2-H3	-H3	
BUTTON COVERS	Green	WC2-G	
	Red	WC2-R	
	Black	WC2-LB	
	Black (High Ambient/Chemically Resistant)	WC2-BS	
120 VAC PILOT LIGHT (MOUNTS IN UPPER LEFT CORNER ON PENDANT ENCLOSURE)	Red	SBP2-PL-120R	-RP
	Green	SBP2-PL-G	-GP
	White	SBP2-PL-W	-WP
	Yellow	SBP2-PL-Y	-YP
120 VAC PILOT LIGHT (MOUNTS IN REGULAR BUTTON HOLE)	Red	SBP2-PLX-120	-XR
	Green	SBP2-PLX-G	-XG
	White	SBP2-PLX-W	-XW
	Yellow	SBP2-PLX-Y	-XY
MOMENTARY BUTTON FOR HORN (MOUNTS IN UPPER LEFT CORNER OF PENDANT ENCLOSURE)		SBP2-BZS	-BZ
MOMENTARY BUTTON FOR HORN (MOUNTS IN REGULAR BUTTON HOLE)		SBP2-ABZS	-AB
2-POSITION KEY SWITCH ON/OFF		SBP2-KS2	-KS2
2-POSITION SELECTOR		SBP2-L2	-L2
3-POSITION SELECTOR (N.C. IN CENTER POSITION)		SBP2-L3	-L3
3-POSITION SELECTOR (N.O. IN CENTER POSITION)		SBP2-L3B	-L3B
RED MUSHROOM ON/OFF (PULL TO RELEASE ON)		SBP2-SMMH	-SM
BLANK (TO COVER BUTTON HOLE)		SBP2-BLNK	-BL
J-BOX FOR SINGLE PENDANT		SBP2-JBX1	
J-BOX FOR DOUBLE PENDANT		SBP2-JBX2	

* Replacement Enclosures Include:

- Front, back and top enclosure assembly
- Button hoods and legends
- Enclosure hardware
- Cord grip kit sold separately



MAGNETEK
MATERIAL HANDLING
ELECTROMOTIVE SYSTEMS

WWW.MAGNETEKMH.COM
SALES@MAGNETEK.COM

N49 W13650 Campbell Drive
Menomonee Falls, WI 53051
Toll-Free Phone 800.288.8178
Toll-Free Fax 800.298.3503
Phone 262.783.3500
Fax 262.783.3510

161 Orenda Road, Unit 1
Brampton, Ontario
L6W 1W3 Canada
Toll-Free Phone 800.792.7253
Phone 905.828.1526
Fax 905.828.5707

Unit 3, Bedford Business Centre
Mile Road, Bedford MK42 9TW UK
Phone +44(0) 1234 349191
Fax +44(0) 1234 268955